




KLINGER top-chem 2006 – PTFE filled with barium sulfate, this pigment-free gasket material with excellent resistance to strong alkalis.

Produced from PTFE filled with barium sulfate, this pigment-free gasket material convinces with its excellent resistance to strong alkalis as well as with good mechanical properties at medium to low temperatures and loads. This gasket material is primarily used in the chemical industry.



Basis composition PTFE filled with barium sulfate.

Color White

Certificates Oxygen-tested, DIN-DVGW, DNV approval, TA-Luft (Clean air), FDA conformity (components of KLINGER®top-chem 2006 comply with the FDA requirements), VDI 2200 blowout

Sheet size 1500 x 1500 mm

Thickness 1.0 mm, 1.5 mm, 2.0 mm, 3.0 mm

Tolerances

Thickness according to DIN 28091-1

Length: ± 50 mm

Width: ± 50 mm

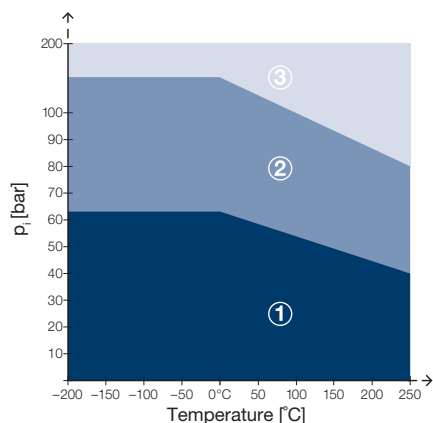
Industry

General industry / Chemical / Oil & Gas / Energy / Infrastructure / Pulp & Paper / Marine / Automotive / Food & Beverage / Pharma

TECHNICAL DATA – Typical values for a thickness of 2.0 mm

Compressibility	ASTM F 36 M	%	4
Recovery	ASTM F 36 M	%	40
Stress relaxation DIN 52913	30 MPa, 16 h/150°C	MPa	18
KLINGER cold/hot compression	thickness decrease at 23°C	%	12
50 MPa	thickness decrease at 260°C	%	41
Tightness	DIN 28090-2	mg/(s x m)	0.01
Specific leakrate	VDI 2440	mbar x l/(s x m)	3.60E-06
Thickness/weight increase	H ₂ SO ₄ , 100%: 18 h/23°C	%	–
	HNO ₃ , 100%: 18 h/23°C	%	1/2
	NaOH, 33%: 72 h/110°C	%	1/1
Density		g/cm ³	3.0
Average surface resistance	ρO	Ω	1x10E13
Average specific volume resistance	ρD	Ω cm	1.2x10E13
Average dielectric strength	Ed	kV/mm	16.7
Average power factor	50 Hz	tan δ	0.083
Average dielectric coefficient	50 Hz	εr	4.2
Thermal conductivity	λ	W/mK	0.40
ASME-Code sealing factors			
for gasket thickness 2.0 mm	tightness class 0.1mg/s x m	MPa	y 12
			m 3.1

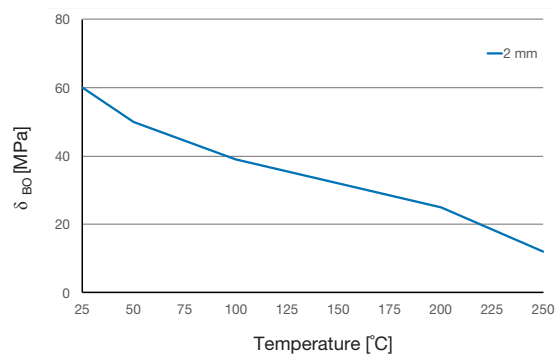
P-T diagram – thickness 2.0 mm



The area of the P-T diagram

- ① In area one, the gasket material is normally suitable subject to chemical compatibility.
 - ② In area two, the gasket material may be suitable but a technical evaluation is recommended.
 - ③ In area three, do not install the gasket without a technical evaluation.
- Always refer to the chemical resistance of the gasket to the media.

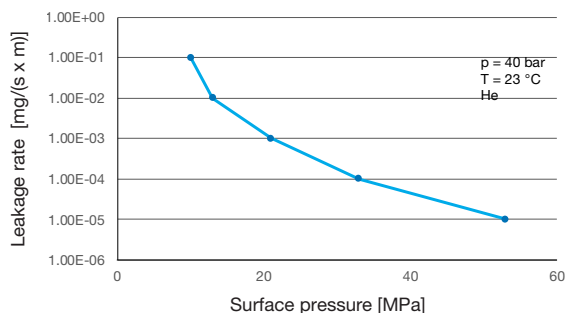
Sigma BO



Maximum surface pressure in operating conditions of Sigma BO

This diagram shows the maximum surface pressure in MPa with which the sealing material may be loaded, depending on the operating temperature. The characteristic curves apply to the specified sealing thicknesses. In contrast to Q_{smax} according to EN 13555, the surface pressures specified here are based on a maximum permissible reduction in thickness.

Tightness performance



The tightness performance graph

The graph shows the required stress at assembling to seal a certain tightness class. The determination of the graph is based on EN13555 test procedure which applies 40 bar Helium at room temperature. The sloping curve indicates the ability of the gasket to increase tightness with raising gasket stress.

Chemical resistance chart

Simplified overview of the chemical resistance depending on the most important groups of raw materials:

KLINGER®top-chem 2006

A: small or no attack

B: weak till moderate attack

C: strong attack

Paraffinic hydrocarbon	Motor fuel	Aromates	Chlorinated hydrocarbon fluids	Motor oil	Mineral lubricants	Alcohol	Ketone	Ester	Water	Acid (diluted)	Base (diluted)
A	A	A	A	A	A	A	A	A	A	A	A

For more information on chemical resistance please visit www.klinger.co.at.

All information is based on years of experience in production and operation of sealing elements. However, in view of the wide variety of possible installation and operating conditions one cannot draw final conclusions in all application cases regarding the behaviour in gasket joint. The data may not, therefore, be used to support any warranty claims. This edition cancels all previous issues. Subject to change without notice.

